

Patient Information Document

NO0001PI-1 — 2021-11

EN



TRACHEOBRONXANE™ DUMON®

Tracheo-bronchial Silicone Stent



NOVATECH SA

Société anonyme au capital de
160.000€
398 941 260 RCS Marseille
TVA CEE FR59398941260
Certifiée selon EN ISO 13485

Z.I.Athélia III - 1058, Voie Antiope
F-13705 La Ciotat CEDEX
France

Tel +33 (0) 442 98 15 60

Fax +33 (0) 442 98 15 63

info@novatech.fr

www.novatech.fr



1 Dear Patient,

You have been given an implant of the type TRACHEOBRONXANE DUMON. For your own safety, please read this Patient Information Document carefully and keep it somewhere safe. If you have any questions about your implant, please contact the physician who treats you.

2 About this Document

2.1 Symbols Glossary










Symbol	Description
	MR safe
	Catalog number
	Batch code
	Unique Device Identification (UDI)
	Manufacturer
	Patient name
	Implantation date
	Name of facility through which the implantation was performed
	Patient Information Website

Table 1: Symbols Glossary

2.2 Safety Information Marking

WARNING

Non-compliance may result in serious injuries, serious deterioration of your general condition or your death.

3 What you must look out for

1. Always carry your implant card with you. Show your implant card and this Patient Information Document to your treating physician before undergoing diagnostic or therapeutic procedures.
2. To prevent any encrustation, perform regular damp inhalations with saline.
3. Contact your doctor if you experience one or more of the following symptoms: Foreign body sensation, halitosis (bad breath), bleeding
4. Stick to the appointments you make with your treating physician for follow-up examinations and observe their instructions for any necessary follow-up measures.

ATTENTION: Your TRACHEOBRONXANE DUMON must be monitored regularly by your attending physician. Be sure to keep your appointments for these follow-up examinations and follow your physician's advice on the necessary aftercare measures. This is especially true when the intended lifetime of your TRACHEOBRONXANE DUMON has been reached ([▶ Expected Lifetime, page 3]).

4 Product Description

4.1 General

- Tracheo-bronchial stent made of silicone
- Transparent or radiopaque (according to specification)
- 2, 3 or 4 rows of studs made of transparent or radiopaque silicone (depending on specification)

For specifications please refer to the implant card.

4.2 Materials with Potential Patient Contact

Product (part)	Material	Contact person	Type of contact
TRACHEOBRONXANE DUMON (clear)	100% implant-grade silicone	Patient	With every use
TRACHEOBRONXANE DUMON (radiopaque)	100% mixture of implant-grade silicone and pharmaceutical barium sulphate	Patient	With every use

5 Intended Use

5.1 Intended Purpose

The product is intended for use in the trachea and /or bronchus to keep the airway open.

The product is for long-term use.

5.2 Patient Target Group

The product is suitable for use in the following patient groups:

- Adults
- Patients of all genders

5.3 Expected Lifetime

Expected lifetime: 12 months

Unless an earlier replacement is needed, it is recommended to replace the product after 12 months as a precautionary measure.

6 Expected Clinical Benefit

According to the clinical evaluation, the product can be used easily and safely for treatment according to the indications mentioned.

7 Possible Complications and Side Effects

- Perforations
- Stent migration
- Foreign body sensation
- Bleeding
- Ingrowth of / overgrowth with tissue
- Secretion obstruction
- Formation of granulation tissue
- Ulceration of the tracheal or bronchial wall
- Restenosis due to progressive tumor growth
- Infection
- Halitosis

Special caution recommended in the following cases:

- Tracheostome (increased risk of obstruction)
- Tracheomalacia
- Compression by aneurysm

8 Combining with Other Procedures

WARNING

- Laser therapy, argon plasma coagulation, high-frequency surgery, and other procedures, the effect of which is due to heat: Do not use those methods directly on the product. Otherwise, injury to the tissue and product damage are possible.

Any method for reducing tissue, such as chemotherapy or radiation therapy, can lead to stent migration.

The product is MRI safe.

9 Other Residual Risks

Beyond the listed safety instructions, possible complications and side effects, no further significant residual risks are known.

10 Follow-up measures after removal of the product

The follow-up measures after removal of the product will depend on your underlying disease as well as your general health and shall be at the discretion of your treating physician.

11 Additional Information

Download link for the Patient Information Document: ¹⁾	www.novatech.fr/pi/no001pi
Summary of Safety and Clinical Performance (SSCP): ^{1) 2)}	https://ec.europa.eu/tools/eudamed To search for the product-specific SSCP, enter the basic UDI-DI of the product.
Basic UDI-DI (device identifier):	4063108SSTC9

¹⁾ Updated on an ongoing basis.

²⁾ Is only available with the entry into force of the EUDAMED database.

The catalog number and batch code for your implant can be found on your implant card.